

NotifyTB FAQ (Help)Frequently Asked Questions

Introduction

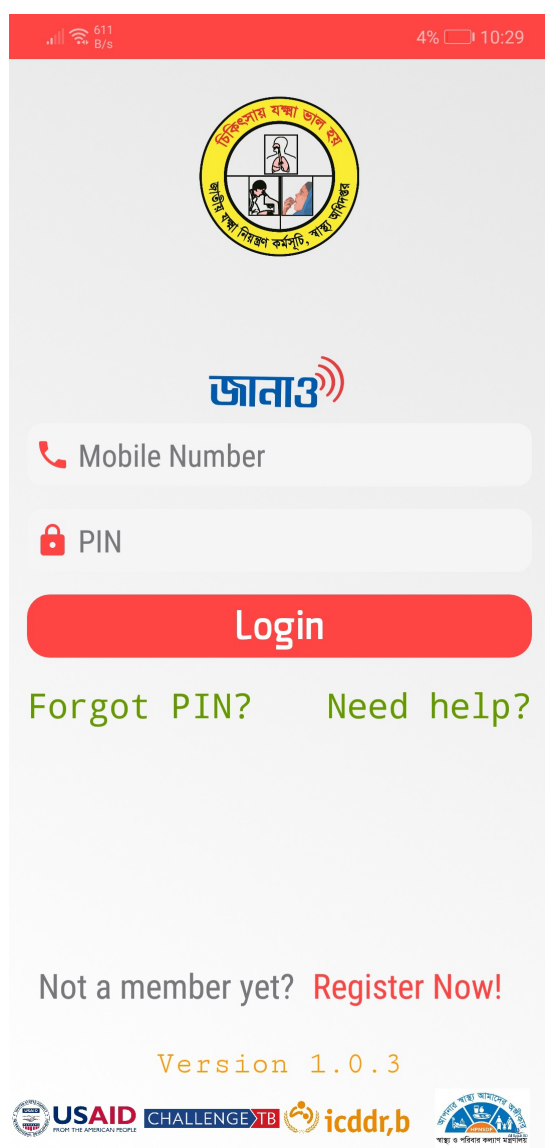
You can use this application from both computer browser or android application. To login for the first time after you have installed the android application, you will need internet connection. After you have logged in, you can use it offline or online. Please keep in mind that, you can save patient data in the application without internet. But the notification can not be sent without it! You can send notification manually or it will be sent automatically after 24 hours of saving the data subject to condition that internet connection is available and app is open. So please try to stay connected to internet when you use it.

General FAQs

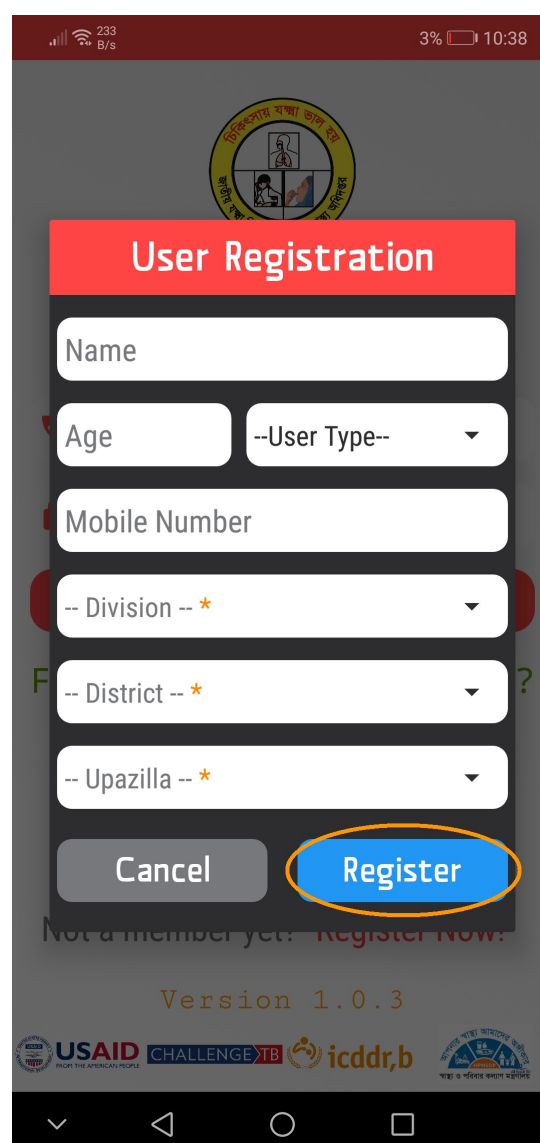
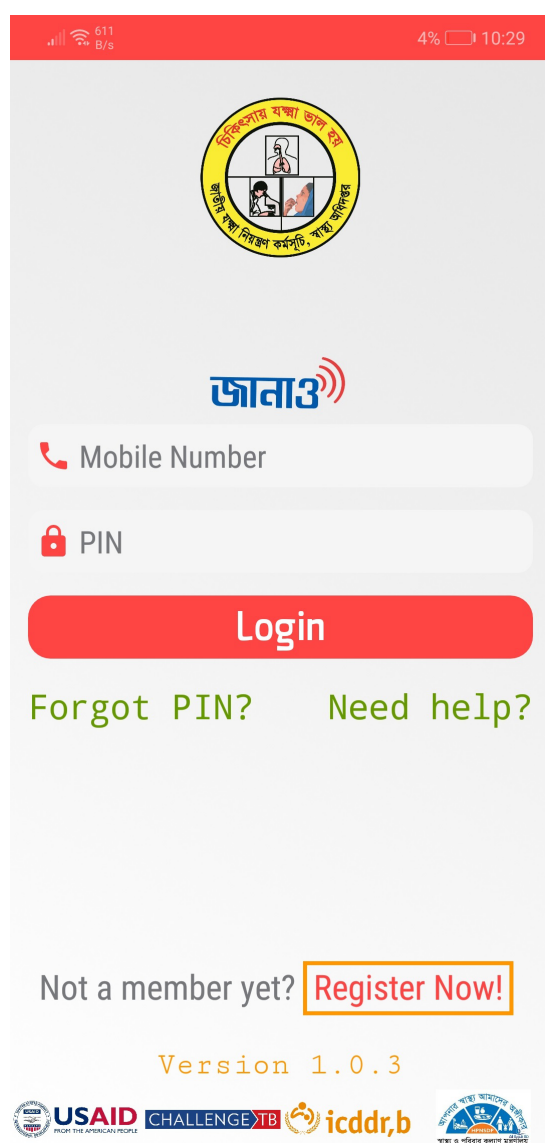
How to find application link?
From your PC's browser, go to the link or type http://notifytb.icddrb.org . You can download the android application from Google Play Store & the IOS application from Apple Store .
Contact for help.
For any queries, please feel free to contact. Cell: 01730380077 E-mail: notifytb.bd@gmail.com

Android Application FAQs

How to register and login?
After you have installed the application you will see a screen like the below picture



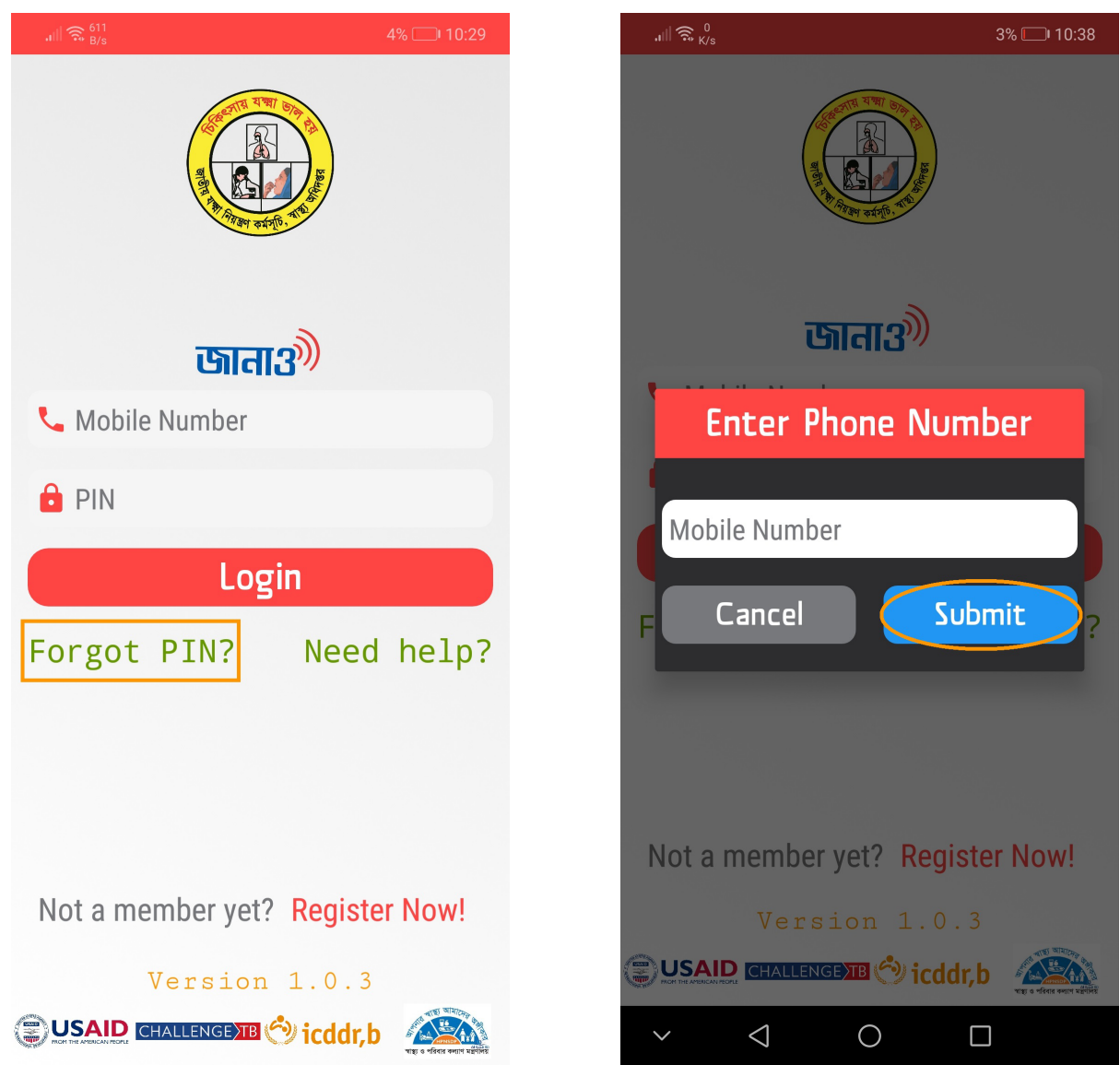
If you are a new user, click on the **Register Now** button and you will see a form appears with some fields. Fill in the form and hit **Submit**. Your account will be created upon some verification process. Wait for the SMS that will be sent to your given phone number with a PIN code of 4 digits. Enter your phone and the PIN you just received through SMS and hit **Login**



If you are already registered, just type your phone number and PIN in the given fields and hit **Login** button. If your phone number and PIN are right, you will redirect to the home page like below. Please note that to login for the first time to the application after you have installed, you will need internet connection. After you have logged in, you can use it offline or online.

[If I forget my PIN...](#)


If you forget your PIN, you can recover that from your mobile very easily. Just press **Forgot PIN?** in the lower part of the app's login screen. You will see a pop up window like this one below.



Type your registered phone number and hit **Submit**. If your phone number is correct you will receive your PIN number in your phone as message shortly.

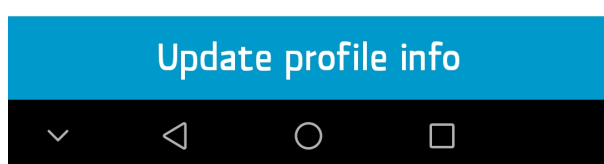
[Profile management...](#)

There is a menu icon in the upper right corner. Click on that. Go to **Profile**. You will see a screen with your profile info. You can edit your info pressing the **Edit profile info** button.




✓ **Verified user!**

Age	: 53 Years
Sex	: Male
Phone No.	: 01552371066
Specialization	: none
Primary facility	: The Medical Centre Ltd. Dhanmondi
Location	: Dhanmondi, Dhaka, Dhaka



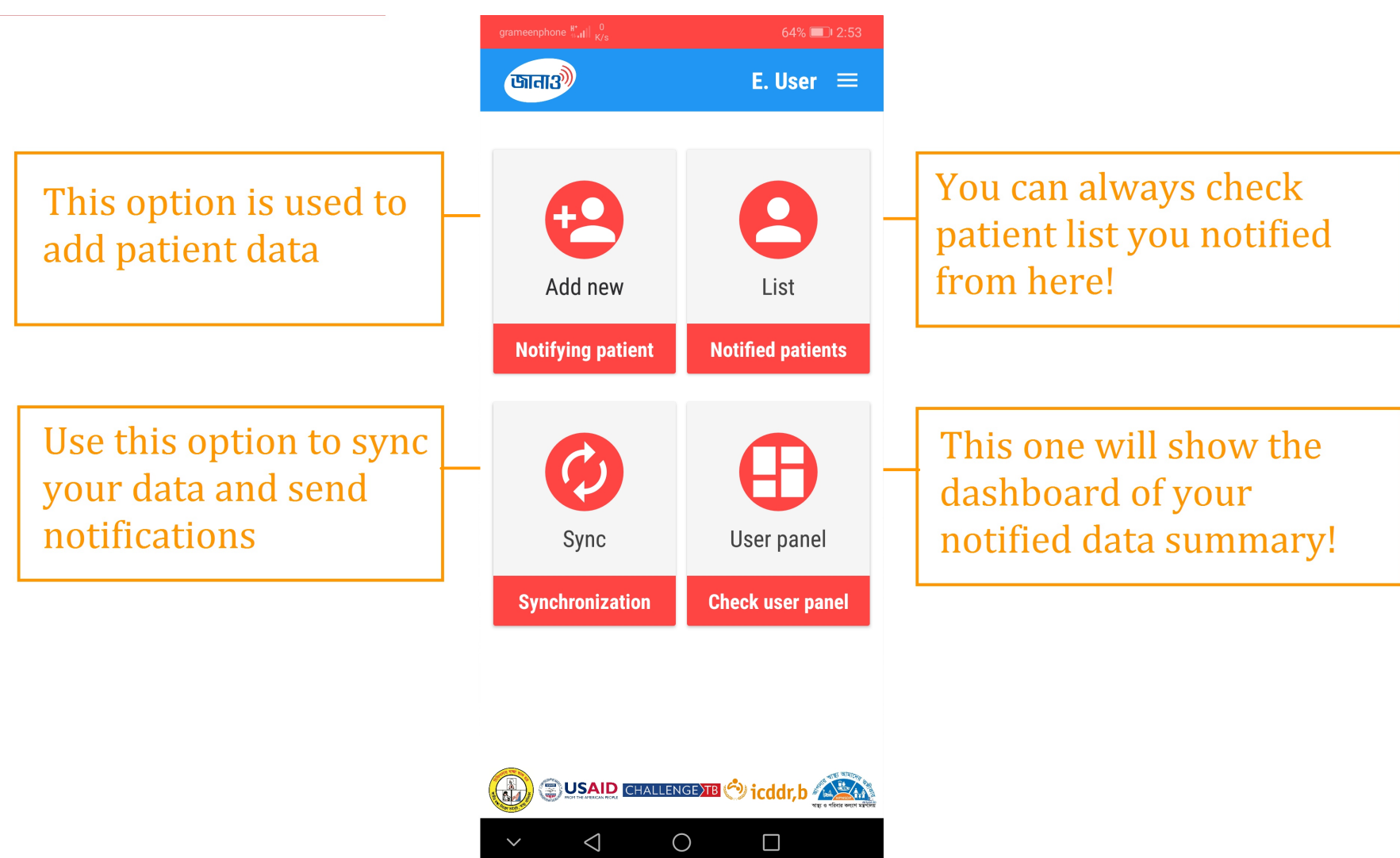
Update Profile Here

Name	End User
Age	53
Sex	Male
Specialization	none
Primary facility	The Medical Centre Ltd. Dhann
Division	Dhaka
District	Dhaka
Upazilla	Dhanmondi



[How to notify TB patients?](#)

After successful login, you will see four options in your application like below picture. This is your home screen. Click on the **Add new** option which is in the upper left side of the screen.



You will see a form having some fields to insert patient details. Please fill in that form with correct information and hit **Save**. You will see a view page where you can check your data and press **Ok**. Your data will be saved.

জাতি৩

E. User

Indicates mandatory fields

Ritu

12

Female

01245767978

01245787946

Dhaka

Dhaka Zila

Pallabi Thana

Mirpur-11

Pulmonary TB

New

Save

জাতি৩

E. User

Data was inserted successfully

Name : Ritu

Age : 12 Years

Sex : Female

Phone No. : 01245767978

Alt. Phone : 01245787946

Division : Dhaka

District : Dhaka Zila

Upazilla : Pallabi Thana

Area : Mirpur-11

TB Site : Pulmonary TB

History : New

Bact. Status : Bacteriologically confirmed TB case

Rif Res. : Not available

ID Number :

ID No. Type : NID

OK

If you want to send notification, click on the **Sync** option from your home screen. You will be asked to confirm. Press **Confirm**.

grameenphone

জাতি৩

E. User

Add new

Notifying patient

List

Notified patients

Sync

Synchronization

User panel

Check user panel

USAID

CHALLENGE TB

icddr

b

জাতি৩

E. User

Add new

List

Sync

User panel

Data found

You have patient data pending.
Do you wish to send them?

Cancel

Confirm

USAID

CHALLENGE TB

icddr

b

[How to see patient data I notified?](#)

In the home screen go to the **List** option. You will see a list containing all the patient data you notified.



Select the one one you want to see. A page with that particular patient details will open.



[How to edit patient data?](#)

Open the specific patient page like before. If your data is not already been synced to server, you will be able to see an **Edit** button below the screen. Hit that button, another page will appear where you can edit those data you entered previously. To edit a specific item click on the red edit icon beside that specific item and type or select your new data. After you have edited the data please check if all the data are ok and press **Update**

1 K/s

3%10:37

Update patient

Name

Ritu

Age

12

Sex

Female

ID Number

NID

Division

Dhaka

District

Dhaka Zila

Upazilla

Pallabi Thana

Area

Mirpur-11

Mobile

01245767978

Alt. Mobile

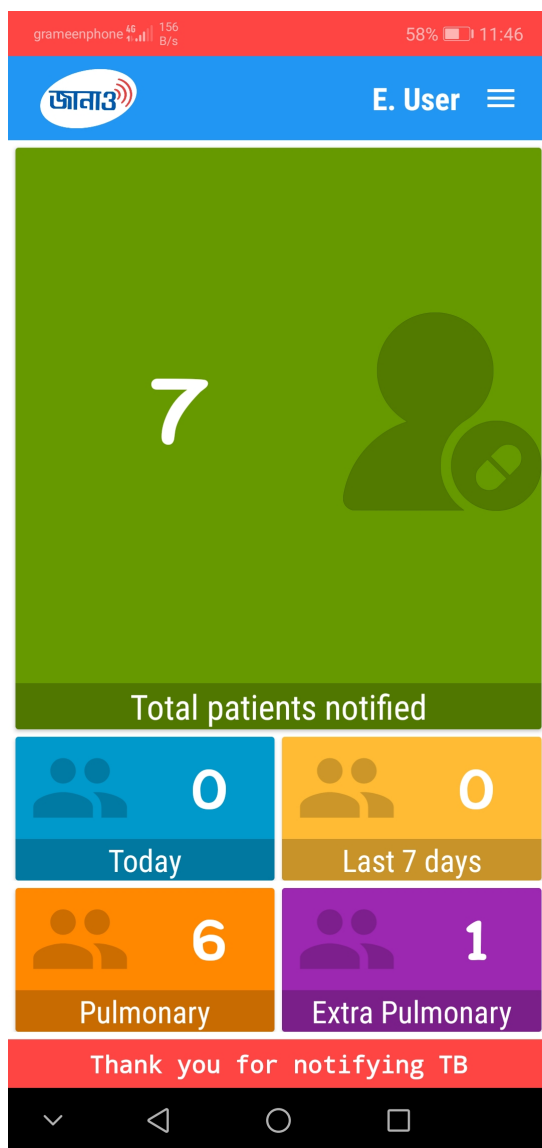
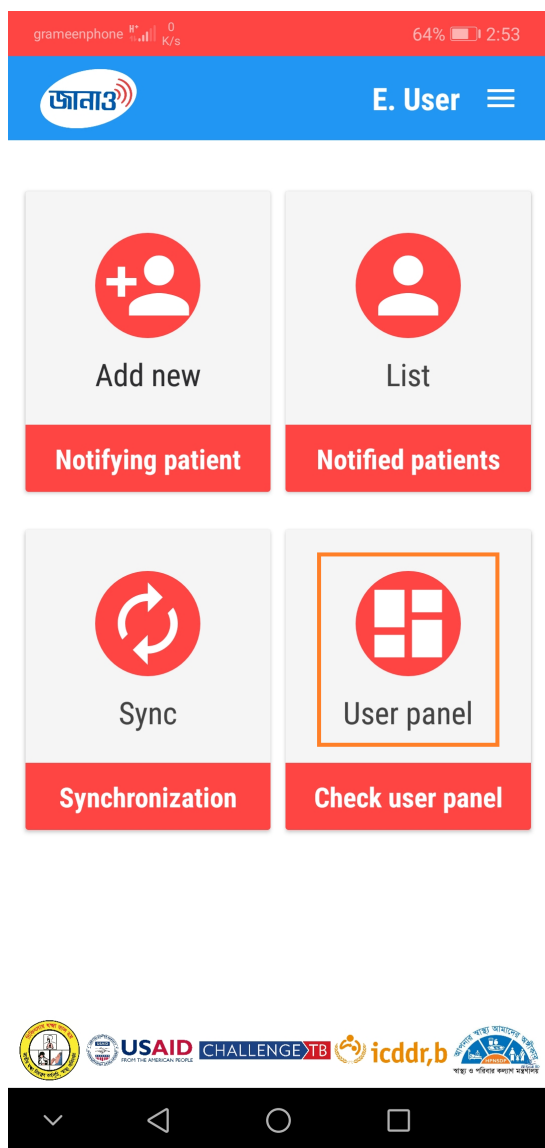
01245787946

Cancel

Update

User panel

In your home screen, select the lower right option which says **User Panel**. Click on that and a patient data summary that was entered by you appears.



[If I want to use the app on a different phone...](#)

Make sure you have an **internet connection**. Fill in the login form with your phone number and PIN. Press **Login**. All your data will get synced automatically with your application.

Web Application FAQs

[How to login?](#)

Go to the link [here](#). You will see a login box like this picture below

জাতীয় যক্ষ্মা নিয়ন্ত্রণ কর্মসূচি

[Home](#)
[About](#)
[Dashboard](#)
[Resource](#)
[Help](#)
[Contact Us](#)

JANAO

Sign In

[Login](#)
[Forgot PIN?](#)

[Register Now!](#)

Download 'Janao' Application

GET IT ON
Google Play

Download on the
App Store

Visit

[About](#)
[Dashboard](#)
[Resources](#)

Quick Links

[NTP](#)
[DGHS](#)
[Ministry of Health and Family Welfare](#)

Contacts

[Send us your query](#)

Email: notifytb@icddr.org

Hotline: 01730380077

Last Updated Time: 11:03am, 23rd December, 2018

[Terms](#) | [Sitemap](#)

If you are registered to our system, enter your phone and PIN in the login form and hit **Login** button.

How to register?

If you are a new user, click on **New registration**. A sign up form will appear. Fill in the form with correct information and click on **Register now** button. If you are authorised you will have a PIN through SMS in your phone.

Sign In

[Login](#)
[Forgot PIN?](#)

[Register Now!](#)

জাতীয় যক্ষ্মা নিয়ন্ত্রণ কর্মসূচি

[Home](#)
[About](#)
[Dashboard](#)
[Resource](#)
[Help](#)
[Contact Us](#)

Doctor / Assistant Registration Process

From Mobile App

Download

- Download application from <http://notifytb.icddr.org/app>

Register

- Launch Application
- Click Registration Button
- Fill up the form

Confirm

- After submitting registration form, you'll get an account activation SMS
- You'll also get a PIN by SMS

From Web App

Visit Website

- Visit notifytb.icddr.org
- Click on "New Registration" button.

Register

- Fill up the form
- Click Registration Button

Confirm

- After submitting registration form, you'll get an account activation SMS
- You'll also get a PIN by SMS

Sign up

[Register](#)

Visit

[About](#)
[Dashboard](#)
[Resources](#)

Quick Links

[NTP](#)
[DGHS](#)
[Ministry of Health and Family Welfare](#)

Contacts

[Send us your query](#)

Email: notifytb@icddr.org

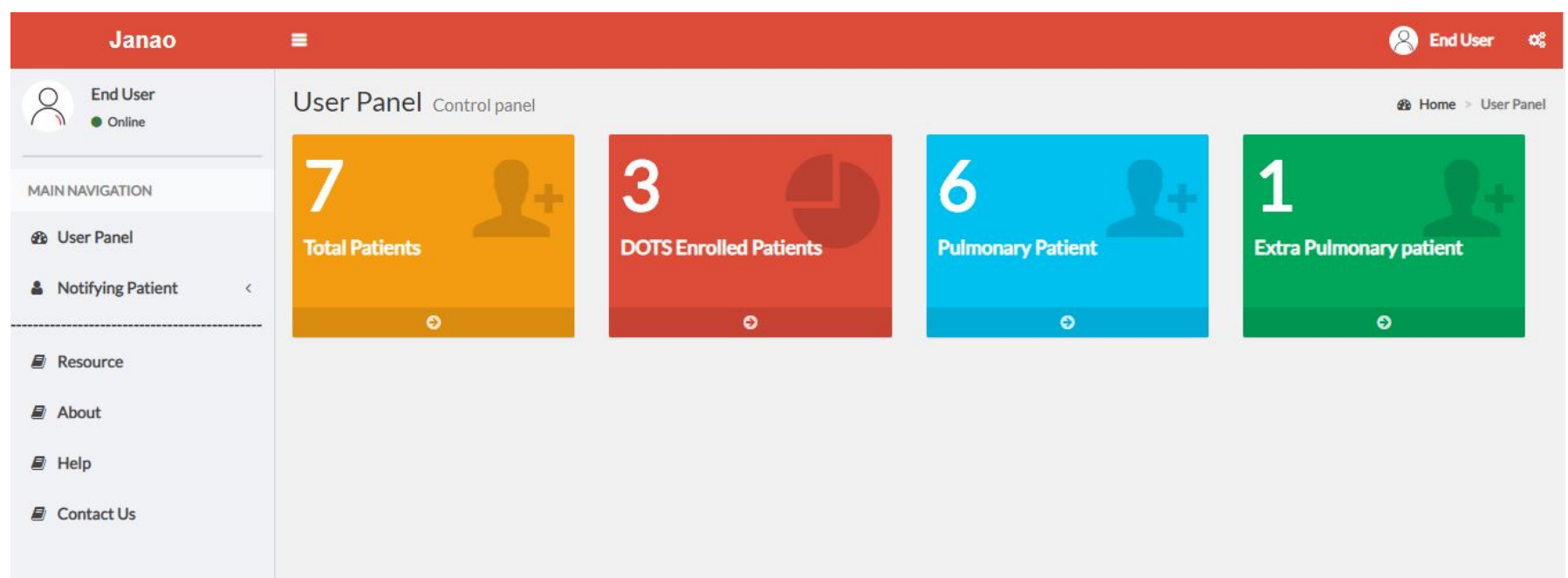
Hotline: 01730380077

Last Updated Time: 11:03am, 23rd December, 2018

[Terms](#) | [Sitemap](#)

User panel...

If you are successfully logged in, you will see a screen like below that shows a record of your previous activity.



[How to notify TB Cases?](#)

In the left side of your dashboard you can see a menubar. Click on **Notifying Patient** -> **Add new**. A form like below will appear.

The screenshot shows the 'Add New Patient' form within the 'Janao' system. The top header is red with the 'Janao' logo and a user profile 'End User' with a status 'Online'. The left sidebar contains a 'MAIN NAVIGATION' menu with options: 'User Panel', 'Notifying Patient', 'Resource', 'About', 'Help', and 'Contact Us'. The main content area is titled 'Add New Patient' and features a form with the following fields: 'Name *' (text input), 'Age *' (text input), 'Sex *' (radio buttons for Male, Female, Other), 'Phone *' (text input), 'Alternate Phone' (text input), 'Division: *' (dropdown), 'District: *' (dropdown), 'Upazilla: *' (dropdown), 'Address' (text input), 'Identification Number (if any)' (dropdown and text input), 'Anatomical Site disease *' (radio buttons for Pulmonary TB, Extra-pulmonary TB), 'Treatment History' (dropdown), 'Bacteriological Status' (dropdown), and 'Rifampicin resistance' (radio buttons for Resistant, Sensitive, Not Available). A green 'Save' button is at the bottom of the form.

Fill in the form with required information. Press **Submit**. You have notified successfully. Congratulations!

Notified patient list...

In the menu bar, go to **Notifying Patient** -> **Patient list**. You will see a list of patients you have notified to NTP.

End User

Online

MAIN NAVIGATION

User Panel

Notifying Patient

Resource

About

Help

Contact Us

Notified Patient List

Home > All Patient

Search:

Sl.	Notified Date	PID	Name	Mobile	Bact. Status	History	Site	RIF	Treatment Status	Action
1	2018-12-09	302697-18-0003	Raton	01021346597	B+	New	Extra-pulmonary TB		Started	
2	2018-11-22	302664-18-0002	Adel	01730380080	B+	Retreatment	Pulmonary TB		Not Started	
3	2018-11-18	302606-18-0001	Sazzad	01911813643	B+	Retreatment	Pulmonary TB		Not Started	
4	2018-11-18	302626-18-0003	niloy	01911813643	B+	Retreatment	Pulmonary TB		Started	
5	2018-11-18	302697-18-0001	Ritu	01234579787	CD	New	Pulmonary TB	Resistant	Started	
6	2018-11-18	302697-18-0002	Opu	01245784943	CD	New	Pulmonary TB	Not available	Started	
7	2018-11-08	302630-18-0005	Lotif Mia	01730380076	B+	Retreatment	Pulmonary TB		Not Started	

Showing 1 to 7 of 7 entries

Previous 1 Next

Copyright © 2018 NTP. All rights reserved.

Version 1.0.0

How to edit patient info I notified?

Go to patient list(Follow previous step). Click on the edit icon on the right side of the list item. Edit the data. Press **Submit**

Janao

End User

Online

MAIN NAVIGATION

User Panel

Notifying Patient

Resource

About

Help

Contact Us

Update Patient Information

Name *

Raton

Age *

26

Sex *

☒ Male ☐ Female ☐ Other

Phone *

01021346597

Alternate Phone

Enter Alternate Phone No

Division: *

Dhaka

District: *

District Code

Upazilla: *

Upazilla Code

Address

Type Area

Identification Number (if any)

NID

Ttype ID

Anatomical Site disease *

☐ Pulmonary TB ☒ Extra-pulmonary TB

Treatment History

New

Bacteriological Status

Bacteriologically confirmed TB case

Rifampicin resistance

☐ Resistant ☐ Sensitive ☐ Not Available

Submit

Copyright © 2018 NTP. All rights reserved.

Version 1.0.0

Forgot PIN?

If you have forgotten your PIN, You can recover that from your PC too. In your login page, you will see a **Forgot PIN?** option just below the login box. Click on that. A different box will appear with a phone number field.

Sign In

01719829964

....

Login

Forgot PIN?

Register Now!

জাতীয় যক্ষ্মা নিয়ন্ত্রণ কর্মসূচি

Home

About

Dashboard

Resource

Help

Contact Us

Forgot PIN?

Enter your phone number to retrieve pin.

Phone Number

Resend PIN

USAID

U.S. Agency for International Development

CHALLENGE

TB

icddr,b

International Centre for Diarrhoeal Disease Research, Bangladesh

ICDDR,B

International Centre for Diarrhoeal Disease Research, Bangladesh

Visit

About

Dashboard

Resources

Quick Links

NTP

DGHS

Ministry of Health and Family Welfare

Contacts

Send us your query

Email: notifytb@icddr.org

Hotline: 01730380077

Last Updated Time: 11:03am, 23rd December, 2018

Terms

Sitemap

Enter your phone number and hit **Resend PIN**. If your number is correct, you will get your PIN as SMS shortly.

Staff FAQs

Staff privilege...

Staff has the privilege to

- Patient Management
- Provider Management
- Facility Management
- Update DOTS info

How to add Provider?

From the menu bar, go to **Provider Management** -> **Add new**. Fill in the form and hit **Submit**.

Notify TB

Sumon A

Online

MAIN NAVIGATION

Dashboard

Notifying Patient

Provider Management

Facility Management

FAQ

Add New provider

PP Name:

Enter PP Name

Age:

Age

Sex:

Select

Type:

Select

Current designation:

Designation

Speciality:

Speciality

Super Seciality:

Super Speciality

Select Associate PP

Select PP

Primary affiliation:

Select Facility

How to Edit Provider?

From the menu bar, go to **Provider Management** -> **View list**. Click on the edit icon. An edit window will appear.

Notify TB

Sumon A

Sumon A Online





















MAIN NAVIGATION

- Dashboard
- Notifying Patient
- Provider Management
- Facility Management
- FAQ

Provider List

Show 10 entries

Search

Name	Age	Phone	Sex	Designation	Speciality	Type	Action
Dr. Adel	30	01710578232			none	PP	 
Dr. Amin	32	01552371099			none	PP	 
Dr. Mehedi	30	01700000003	male	MO	Medicine	PP	 
Dr. Rana Ahmed	56	01911813644	male	Medical Officer	Chest Specialist	PP	 
Dr. Zobayer	30	01911812623	male	Medical Officer	Medicine	PP	 
Dr. Zobayer	30	01911812622	male	Medical Officer	Medicine	PP	 
Dr. Zobayer	30	01911812621	male	Medical Officer	Medicine	PP	 
Dr. Zobayer	30	01911812620	male	Medical Officer	Medicine	PP	 
Jamal Khan	27	01911813645	male	Assistant		PP Assistant	 
Mahfuz	32	01911223341	male	Assistant		PP Assistant	 

Notify TB

Sumon A

Sumon A Online

MAIN NAVIGATION

- Dashboard
- Notifying Patient
- Provider Management
- Facility Management
- FAQ

Update Provider Information

PP Name: Dr. Rana Ahmed

Age: 56

Sex: Male

Type: PP

Current designation: Medical Officer

Speciality: Chest Specialist

Super Speciality: Child TB Specialist

Primary affiliation: DMC

Practicing affiliation 1 (if any): DMC

How to add Facility?

From the menu bar, go to **Facility Management** -> **Add new**. Fill in the form and hit **Submit**.

AdminMN

Mohammad Shahnewaz Sarker

Mohammad Shahnewaz Sarker Online

MAIN NAVIGATION

- Dashboard
- Notifying Patient
- Provider Management
- Facility Management
- Staff Management
- Admin Management
- FAQ

Add New Facility

Facility Name

Enter Facility Name

Established in:

Established in

No. of specialists engaged:

No. of specialists engaged

No. of beds:

No. of beds

Estimated no. of daily outdoor patients:

Estimated no. of daily outdoor patients

Address:

Address

Latitude:

latitude

Longitude:

longitude

Submit

Copyright © 2018 NTP. All rights reserved.

Version 1.0.0

How to edit facility

From the menu bar, go to **Facility Management** -> **View All Facility**. Click on the edit icon on specific item. An edit window will appear. You can change status to active or to inactive by clicking on the cross or tick icons.

Notify TB

Sumon A

Sumon A Online



















MAIN NAVIGATION

- Dashboard
- Notifying Patient
- Provider Management
- Facility Management
- FAQ

Facility List

Show 10 entries

Search

Facility Name	Establish	No. of Specialities	No. of Beds	No. of Outdoor patients	Address	Action
Appolo Hospital	2000	160	500	300	Basundhara	 
CBMC	180	10	12	20	Dhaka	 
DMC	1800	100	120	200	Dhaka	 
DMC A	1800	100	120	200	Dhaka	 
Holy Crecent	1990	90	200	300	Dhaka	 
Holy Family	1950	90	200	300	Dhaka	 
lccdr.b	1960				Mohakhail, Dhaka	 
Mymensingh Medical	1920	2000	2500	1500	Mymensingh Sadar	 
PG Hospital	1980	200	500	500	PG Hospital, Shahbag, Dhaka	 

Notify TB

Sumon A

Sumon A Online

MAIN NAVIGATION

- Dashboard
- Notifying Patient
- Provider Management
- Facility Management
- FAQ

Update Facility

Facility Name

Holy Crecent

Established in:

1990

No. of specialists engaged:

90

No. of beds:

200

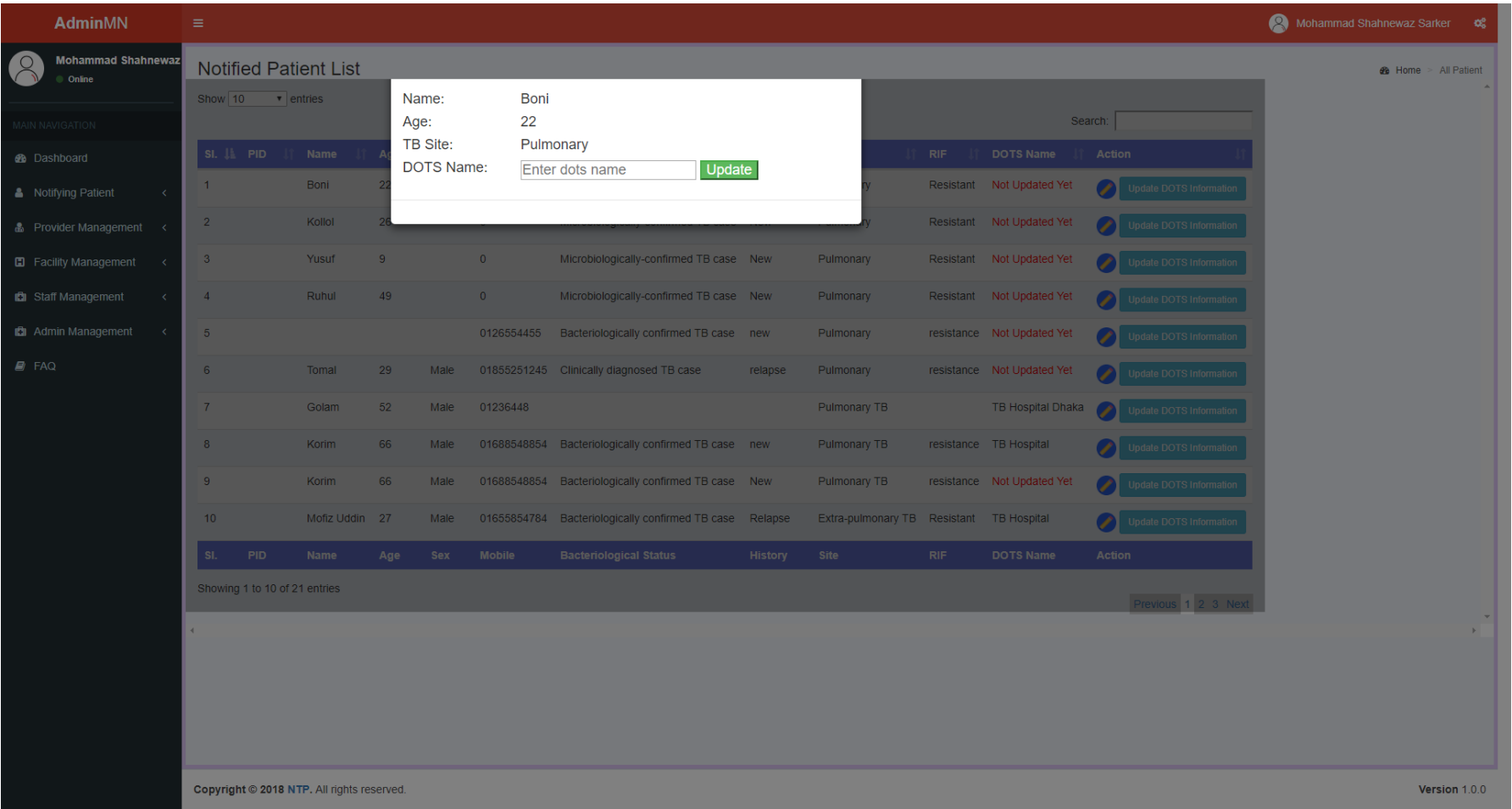
Estimated no. of daily outdoor patients:

300

Address:

How to update DOTS info?

Go to **Notifying patient** -> **View list**. Press the button **Update DOTS Information** from the list for the item you want to update. A pop up box will appear like below. Enter the DOTS name and hit **Update**.




DOTS Center FAQs

[DOTS privilege...](#)

- DOTS has the privilege to
- View nearby patients**
 - Enroll patients**
 - Refer patients to other DOTS**
 - Declare patient as private**

[How to view suggested nearby_patient list?](#)

Login to the app using DOTS username and password. A list of suggested patients will appear if available. Swipe right to view enrolled patients and next the list of private patients.



জানা3

Mobile Number

PIN

Login

Forgot PIN? Need help?

Not a member yet? Register Now!

Version 1.0.3

USAID CHALLENGE TB icddr,b

grameenphone 74% 10:17

T. Islam

Suggested Enrolled

Raton

01021346597

Dhaka, Banani, N/A

Ref: End User

09/12/18

Not called

grameenphone 73% 10:17

Enroll to this center or refer to others

Name

Raton

Phone Number

01021346597

Address

Dhaka, Banani, N/A

Date

09/12/18

Doctor

End User

Confirm as called No

Private treatment No

Refer to others Enroll here

How to Enroll patients?

To enroll a patient to the DOTS, it is required to be marked as called. Click on the patient from suggested list. Click **Confirm as called** to "Yes". A pop up will appear, click **Confirm**. If confirmed, then the patient can be enrolled. Click on the **Enroll here** button, enter the **DOTS Enrollment Number** and press **Confirm**.

grameenphone 73% 10:17

Enroll to this center or refer to others

Name

Raton

Phone Number

01021346597

Address

Dhaka, Banani, N/A

Date

09/12/18

Doctor

End User

Confirm as called No

Private treatment No

Refer to others Enroll here

grameenphone 73% 10:17

Enroll to this center or refer to others

Name

Raton

Phone Number

Confirmation

Have you called the patient? If you did, please press confirm. If you didn't, press cancel!

Cancel Confirm

Confirm as called Yes

Private treatment No

Refer to others Enroll here

grameenphone 73% 10:18

Enter DOTS enrollment number to enroll this patient!

DOTS enrollment number

Cancel Confirm

How to refer patients to other DOTS?

If you want to refer some patient to other DOTS who was suggested to you, click on the patient from suggested list, **Confirm as called** and press on **Refer to others** button. A list of nearby other DOTS list will appear, click on the specific DOTS you want to refer to, and press **Confirm**.

grameenphone

73%

10:17

Enroll to this center or refer to others

Name

Raton

Phone Number

01021346597

Address

Dhaka, Banani, N/A

Date

09/12/18

Doctor

End User

Confirm as called

No

Private treatment

No

Refer to others

Enroll here

grameenphone

73%

10:18

Click the DOTS you want to refer this patient

Nari Maitree, Wireless gate, Mohakhali

01794930827

House no G-188/3,Mohakhali School road,wireless gate, Gulshan,Dhaka-1212

BRAC, Kuchukhet

01718669107

House no-303/2, Old kuchukhet, Cantonment, Dhaka

icddr,b, Mohakhali

01755594950

Shaheed Tajuddin Ahmed Sarani, Mohakhali, Dhaka-1212

NIDCH, TB gate

01936551871

DOTS Corner, NIDCH , Dhaka

UTPS, Ibrahimpur

01719852327

House no-389, Munshi bari sarak (Near Nagar shasthya kendra), Ibrahimpur,

How to mark patients as "Private"?

To mark a patient as private, click on the patient from suggested list, Confirm as called, and then make private patient option to "Yes".

grameenphone

73%

10:17

Enroll to this center or refer to others

Name

Raton

Phone Number

01021346597

Address

Dhaka, Banani, N/A

Date

09/12/18

Doctor

End User

Confirm as called

No

Private treatment

No

Refer to others

Enroll here

grameenphone

73%

10:18

Enroll to this center or refer to others

Name

Raton

Phone Number

01021346597

Address

Dhaka, Banani, N/A

Date

09/12/18

Doctor

End User

Confirm as called

Yes

Private treatment

Yes

Refer to others

Enroll here

Confirmation

Are you sure to confirm this patient as private?

Cancel

Confirm